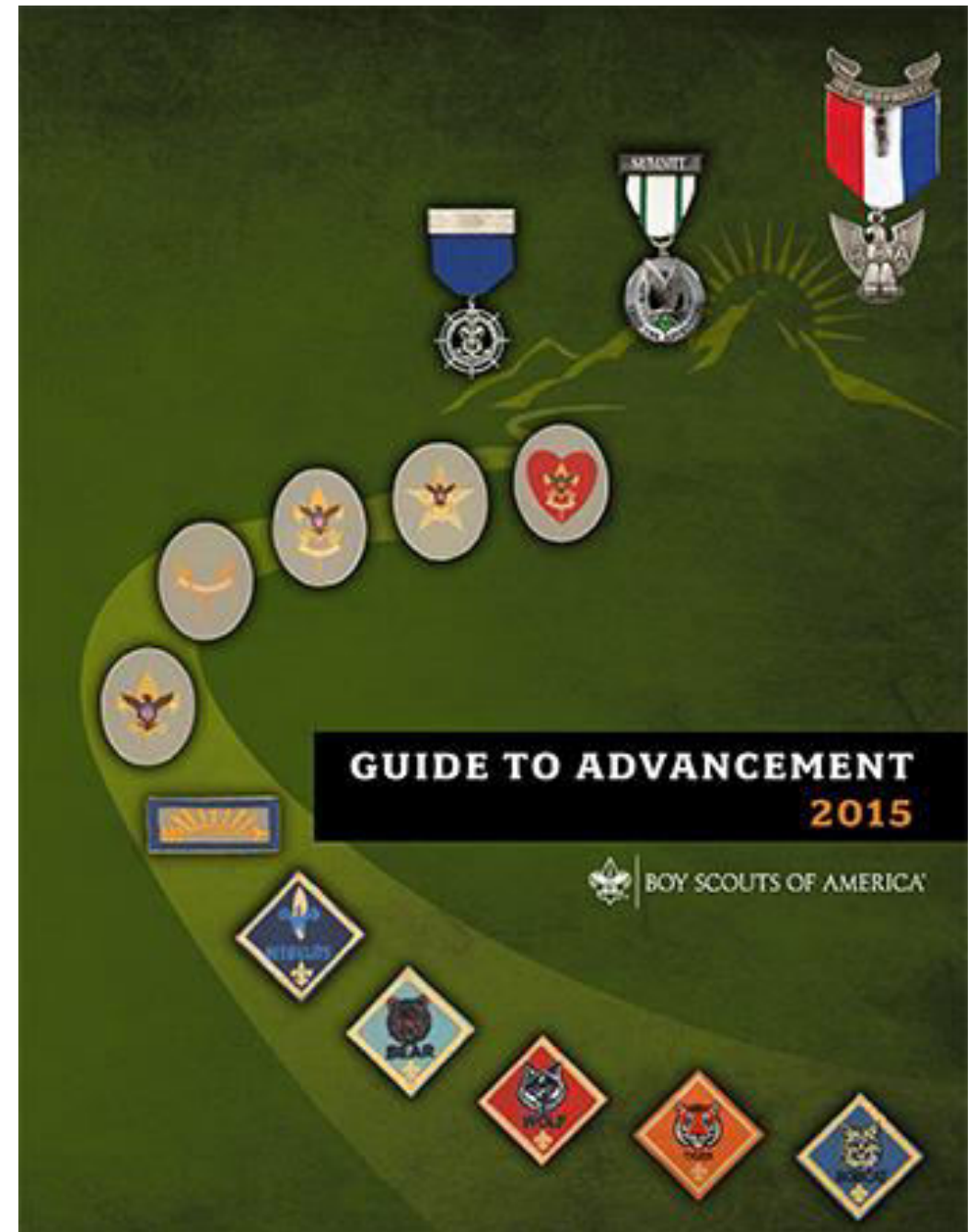
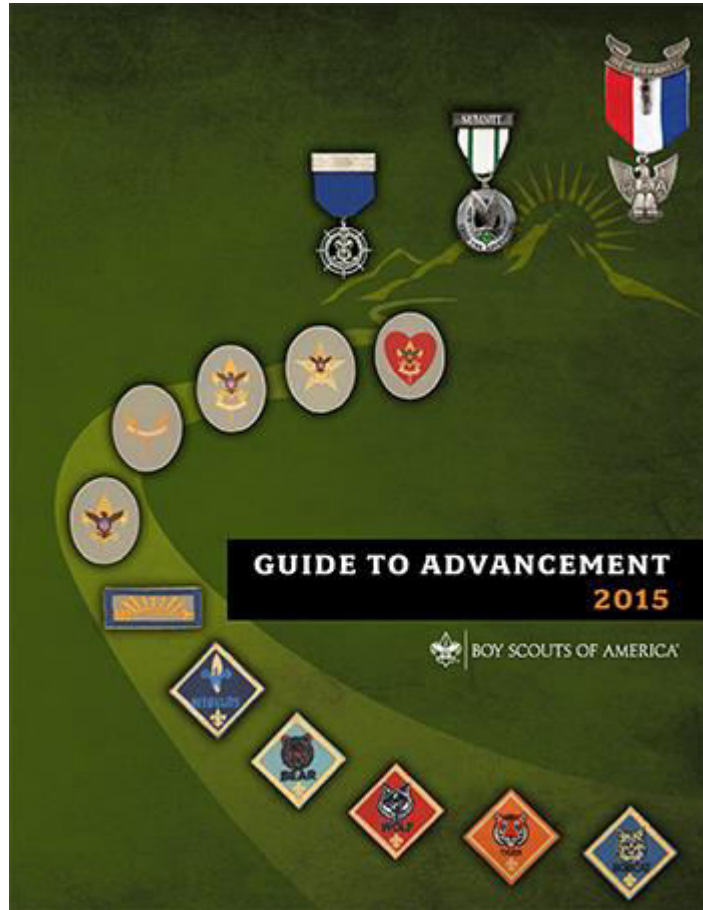


# The Eagle Scout Project –

- What to Plan
- When to do it
- Who to contact



# Your Resources:

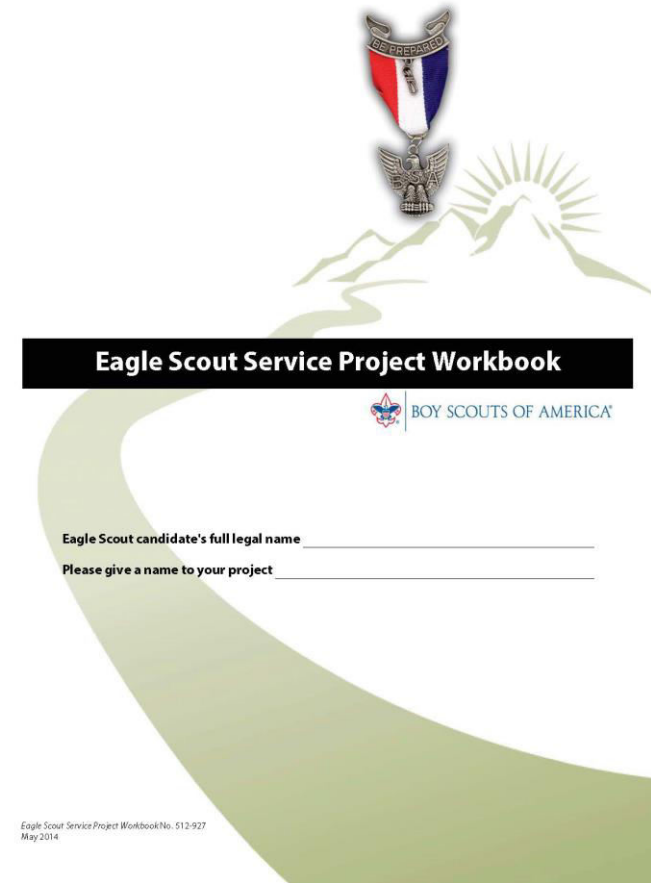


<http://www.scouting.org/filestore/pdf/33088.pdf>

**MAKE SURE IT IS THE MOST CURRENT!!!**

<http://www.scouting.org/scoutsource/BoyScouts/AdvancementandAwards/Resources.aspx>

Eagle Scout Service Project Workbook, No. 512-927





**GETTING 'EM OVER**

Getting started and keeping on track is key to your success.

- [Requirement 1](#) -- Be active in your troop, team, crew, or ship for a period of at six months after you have achieved the rank of Life Scout.
- [Requirement 2](#) -- Demonstrate that you live by the principles of the Scout Oath and Law in your daily life. List the names of individuals who know you personally and would be willing to provide a recommendation on your behalf.
- [Requirement 3](#) -- Earn a total of 21 merit badges (required badges are listed on the application). List the month, day, and year the merit badge was earned.
- [Requirement 4](#) -- While a Life Scout, serve actively for a period of six months in a position of responsibility.
- [Requirement 5](#) -- Plan, develop, and give leadership to others in a service project.
- [Requirement 6](#) -- Statement of ambitions and life purpose; hold Scoutmasters conference.

# Time requirement -

- Be active in your troop, team, crew, or ship for a period **of at six months** after you have achieved the rank of Life Scout. (Eagle Scout Requirement #1)
- While a Life Scout, serve actively **for a period of six months** in a position of responsibility. (Eagle Scout Requirement #4)
- All requirements must be completed (including the SM (or unit leader) conference **BEFORE** your 18<sup>th</sup> birthday.
- Your application and Board of Review MAY be completed after your 18<sup>th</sup> birthday.

So, your minimum time for earning Life is 6 months plus 1 day before your 18<sup>th</sup> birthday!!!

# SPECIAL NOTE -

- On **01 Jan 2016, new requirements went into effect**. Boy Scouts, Varsity Scouts, and adult Scouters associated with those groups should continue to use the current requirements until that time. After that point, transition will be according to the following schedule (all posted requirements and rules may be revised until Jan): Boys joining on or after Jan. 1, 2016 **MUST** use the new requirements.
- Boys who have joined prior to Jan. 1, 2016:
  - Who are working on the Scout badge **MAY** continue to work on the existing requirements, but **MUST** convert to the new requirements upon completion of the Scout rank (it will be a true rank at that point).
  - Who are working on Tenderfoot through First Class **MAY** continue to work on the existing requirements, but **MUST** convert to the new requirements upon attaining First Class.
  - Who have completed First Class **MAY** complete the rank they are currently working on in the existing requirements, but then **MUST** convert to the new requirements for subsequent ranks.
- As of 01 Jan 2017, all Scouts **MUST** use the new requirements regardless of rank.

<http://www.scouting.org/filestore/pdf/2016BoyScoutRequirements.pdf>

# So you're ready for a project . . . . .

- You may look for and identify a project at any time, BUT no work should be done before you have your LIFE Scout Board of Review.
- FIRST STEPS
  - Get the Eagle Scout Project Workbook (the “Workbook”) and **READ IT.**
  - Find a project
    - Visit with the beneficiary representative
    - Visit with your Scoutmaster
    - Please read "Message to Scouts and Parents or Guardians" in the Workbook
- **READ THE WORKBOOK.**
- **READ IT AGAIN!!!!!!**

**How detailed  
should your  
project workbook  
be?**



*The unit committee is responsible for an approval of the proposal. It is acceptable for a troop, team, crew, or ship committee to designate representative(s) to act on its behalf. This is a unit decision. Neither the district nor the council may institute restrictions, such as how many committee members are to be involved.*

# Instructions for Preparing Your Proposal

---

## Meeting the Five Tests of an Acceptable Eagle Scout Service Project

Your proposal must be prepared first. It is an overview, but also the beginnings of planning. It must show your unit leader, unit committee, and council or district that your project can meet the following tests.

1. ***It provides sufficient opportunity to meet the Eagle Scout service project requirement.*** You must show that planning, development, and leadership will take place; and how the three factors will benefit a religious institution, a school, or your community.
2. ***It appears to be feasible.*** You must show the project is realistic for you to carry out.
3. ***Safety issues will be addressed.*** You must show you have an understanding of what must be done to guard against injury, and what will be done if someone gets hurt.
4. ***Action steps for further detailed planning are included.*** You must make a list of the key steps you will take to make sure your plan will have enough details so it can be carried out successfully.
5. ***You are on the right track with a reasonable chance for a positive experience.***

---

## **Unit Committee Approval\***

---

This Eagle Scout candidate is a Life Scout, and registered in our unit. I have reviewed this proposal, I am comfortable the project is feasible, and I will do everything I can to see that our unit measures up to the level of support we have agreed to provide (if any). I certify that I have been authorized by our unit committee to provide its approval for this proposal.

---

Signed

Date

Name (Printed)

---

## Council or District Approval

---

I have read topics 9.0.2.0 through 9.0.2.15, regarding the Eagle Scout service project, in the *Guide to Advancement*, No. 33088. I agree on my honor to apply the procedures as written, and in compliance with the policy on "Unauthorized Changes to Advancement." Accordingly, I approve this proposal. I will encourage the candidate to prepare a project plan and further encourage him to share it with a project coach who has been designated for him.

---

Signed

Date

Name (Printed)

# Eagle Scout Project Reading Test:

## From the Eagle Scout Workbook:

### Permits and Permissions

Note that property owners should obtain and pay for permits.

Will permissions or permits (such as building permits) be required for your project? Who will obtain them? How long will it take?

It says “Permits AND Permissions.”

While a Life Scout, plan, develop, and give leadership to others in a service project helpful to any religious institution, any school, or your community. (The project must benefit an organization other than Boy Scouting.) A project proposal must be approved by the organization benefiting from the effort, your unit leader and unit committee, and the council or district before you start. You must use the Eagle Scout Service Project Workbook, No. 512-927, in meeting this requirement.

# Let's recap -

- 1. Find a project.**
- 2. Discuss with SM.**
- 3. Get understanding with beneficiary; get signature.**
- 4. Get SM approval and signature.**
- 5. Take to Troop Committee; get committee signature.**
- 6. Submit to District Representative for signature.**

Once all this is done, then you can begin work – getting donations, signing up volunteers, set actual date for project, do the work and complete the project but first . . .

“Once your proposal is approved, you are **strongly encouraged** to complete the final plan form in this workbook.”

# You've completed your project.

## Now what?

[Requirement 1](#) -- Be active in your troop, team, crew, or ship for a period of at six months after you have achieved the rank of Life Scout.

[Requirement 2](#) -- Demonstrate that you live by the principles of the Scout Oath and Law in your daily life. List the names of individuals who know you personally and would be willing to provide a recommendation on your behalf.

[Requirement 3](#) -- Earn a total of 21 merit badges (required badges are listed on the application). List the month, day, and year the merit badge was earned.

[Requirement 4](#) -- While a Life Scout, serve actively for a period of six months in a position of responsibility.

[Requirement 5](#) -- Plan, develop, and give leadership to others in a service project.

[Requirement 6](#) -- Statement of ambitions and life purpose; hold Scoutmasters conference.



**All requirements completed before  
your 18<sup>th</sup> birthday?**

**Then let's finish  
the process . . . . .**

# Eagle Scout Rank - FINAL STEPS

The image shows a document titled "EAGLE SCOUT RANK APPLICATION". It features the Eagle Scout logo in the top left corner. The form includes several sections: a header with the title and a small table; a large section with a grid for recording activities and dates; a section with text and checkboxes; and a bottom section with a larger grid for additional information. The text is somewhat small and difficult to read, but the overall structure is that of a detailed application form.

**With SM or Eagle Scout Mentor  
complete the Eagle Scout  
Application**

**Submit completed application to Council Office; usually  
by the Advancement Chair.**

**The Eagle Scout Board of Review is not scheduled UNTIL you have received notice that your application has been reviewed and VERIFIED by the Council Office.**

**. . . . the San Gabriel District will provide three representatives to your Eagle Scout BoR. I will notify and coordinate for the District representatives. Your unit will arrange for an additional three representatives and will get me their names and I will coordinate with them on their attendance at your BoR. I consider the best combination for the troop representatives to be one from your troop committee, one religious/spiritual mentor and one educational mentor. These individuals don't need to have prior experience with an Eagle Scout Board of Review. Final approval of anyone who sits on your BoR must be approved by the District so please make sure your unit provides contact information (name, email address AND phone number) and allows plenty of time for these contacts to be made.**

### 8.0.0.3 Composition of the Board of Review

A board of review must consist of no fewer than three members and no more than six, all of whom must be at least 21 years of age. For further specifications, see "Particulars for Tenderfoot Through Life Ranks (or Palms)," 8.0.2.0, and "Particulars for the Eagle Scout Rank," 8.0.3.0. Unit leaders and assistants shall not serve on a board of review for a Scout in their own unit. Parents, guardians, or relatives shall not serve on a board for their son. The candidate or his parent(s) or guardian(s) shall have no part in selecting any board of review members.

**Your Eagle Scout Board of Review *MAY* be scheduled up to 90 days after your 18<sup>th</sup> birthday with no questions asked.**

**After 90 days *PRIOR* permission must be obtained from the Council Advancement Committee.**

**After 6 months following your 18<sup>th</sup> birthday approval to hold a Board of Review must come from the National BSA office.**

